

**KitchenAid®**

BUILT-IN REFRIGERATION



**KitchenAid®**  
**BUILT-IN REFRIGERATION**



## A NEW ERA FOR KITCHENS

Taking its cues from the tools of culinary experts and master chefs, the distinct style of KitchenAid® appliances balances professionally-inspired aesthetics and high performance with a warm, non-commercial look suitable for the stylish home kitchen.

The suite is distinguished by satin-textured handles with functional and elegant cross-hatched grips, and the iconic medallion acts as a finishing stamp at both ends of each handle. Multi-finish knobs easily adjust and control power and are backlit from the bezel for dramatic effect. On select appliances, a chrome inlaid frame surrounds the viewing window, accenting the transition between the glass and brushed stainless steel surfaces.

KitchenAid







# OPEN THE DOOR TO FRESH POSSIBILITIES

KitchenAid® built-in refrigerators are an ideal choice to pair with a passion for cooking. In addition to our energy-saving compressor design and defrost system, fresh and frozen ingredients are treated to premium food preservation. French door and bottom-freezer models feature our exclusive Preserva® Food Care System with sequential dual evaporators. Side-by-side models utilize our sensor-driven ExtendFresh™ Plus Temperature Management System.



# BOTTOM-FREEZER REFRIGERATORS



## **PRESERVA<sup>®</sup>** **FOOD CARE SYSTEM**

An innovative combination of three technologies work together to maximize freshness with particular features that help delay the over-ripening of fresh produce.



## **PLATINUM INTERIOR**

There's more to freshness than the food that's inside the refrigerator. An industry-exclusive appearance gives consumers another reason to look inside.



## **CONFIGURATION AND DESIGN OPTIONS**

All models feature a design that adds a professional aesthetic to any kitchen. Many models accept custom door panels for a more integrated appearance.





▲ Redefining the "Ice Box"  
▼ The KitchenAid Difference

Preserva® Food Care System

▲ Platinum Interior  
▼ LED Lighting & Design

Configuration Options

Premium Features

Model Lineup

**BOTTOM-FREEZER  
REFRIGERATORS**





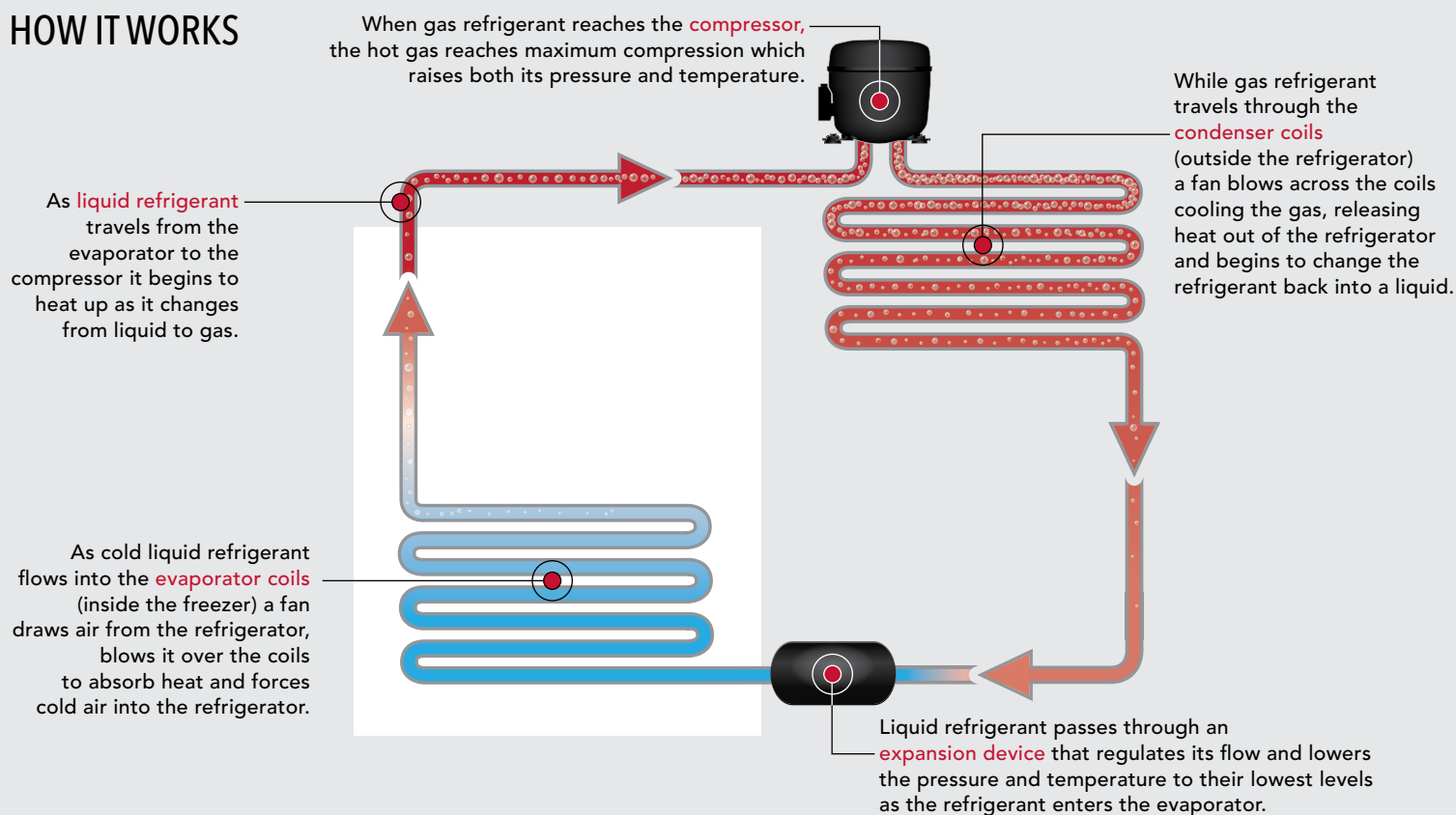
# REDEFINING THE "ICE BOX"

## THINK HEAT NOT COOL

The non-mechanical "ice box" was simple. Ice melted. Food got cold. The introduction of mechanical refrigerators with sealed cooling systems has taken food preservation a long way from these basic devices. However, if asked, most people would still say that a refrigerator makes, or blows, cold air.

But the cool air you feel from your refrigerator and freezer actually comes from moving, and removing, heat – not introducing cold air. In a matter of seconds, refrigerant changes from a high-pressure gas that wants to release heat to a low-pressure liquid that wants to absorb it.

## HOW IT WORKS



## THREE COMPONENTS OF AN EFFECTIVE COOLING SYSTEM

### Compressor

A motor and pump that moves refrigerant through the refrigerator and freezer.

### Condenser Coils

The refrigerant cools as it flows through the condenser coils, dispelling the heat picked up inside the cooling system and returning the refrigerant to a liquid state.

### Evaporator Coils

The tubing through which the liquid refrigerant flows. Refrigerant absorbs heat as it moves through the evaporator, which cools the refrigerator and freezer compartments.



# THE KITCHENAID DIFFERENCE

Refrigerator cooling systems continue to evolve to meet consumer demand for energy efficiency. Features such as a variable capacity compressor and adaptive defrost are two ways KitchenAid® French door and bottom-freezer built-in refrigerators promote reliable, efficient operation.



## VARIABLE CAPACITY COMPRESSOR

When a traditional compressor starts from a dead stop, it requires a large amount of energy. And the frequent on/off cycling can also accelerate and shorten the useful life of system components.

The variable capacity compressor (VCC) gently ramps up from a dead start, allowing more efficient operation with less wear and tear on system components.

Refrigerator compressors operate most efficiently with a full load. However, most refrigerators are fully loaded only a fraction of the time.

## ADAPTIVE DEFROST

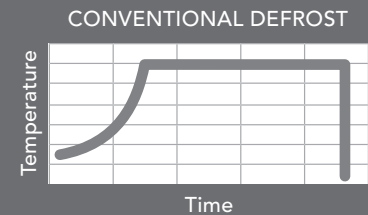
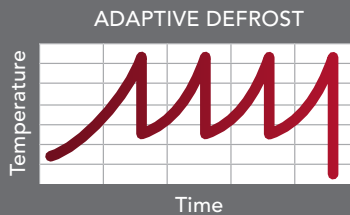
Adaptive defrost electronically controls the frequency and length of the defrost cycle.

Many defrost systems operate on a timer, which means they operate at fixed time intervals whether defrosting is needed or not.

## A SMARTER WAY TO COOL

A variable capacity compressor promotes energy efficiency by delivering on-demand cooling.

As the adaptive defrost cycle runs, the heating coils gently pulse on and off, helping to save energy and reducing the thawing and re-freezing that leads to freezer burn.





# PRESERVA® FOOD CARE SYSTEM

KitchenAid® French door and bottom-freezer built-in refrigerators feature our Preserva® Food Care System that assures crisp produce and deliciously flavorful foods.



## THREE KEYS TO FRESHNESS

This innovative system combines three technologies that work together to independently manage temperature and humidity levels in the refrigerator and freezer, help retain the taste and texture of fresh produce and help to eliminate odors.





## DUAL EVAPORATORS

Provide a dedicated refrigeration unit to help keep food fresh longer and a separate system for frozen food.



## PRODUCE PRESERVER

Absorbs ethylene emitted by certain types of fresh produce to help delay over-ripening.



## FRESHFLOW™ AIR FILTER

15 times more effective than baking soda at reducing common food odors.





# THE DUAL EVAPORATOR DIFFERENCE

Sequential dual evaporators change the way air flows through the refrigerator and the freezer. This is a key component to extending the life of fresh and frozen ingredients, particularly produce.

## WHAT IS A DUAL EVAPORATOR SYSTEM?

A dual evaporator system has an independent evaporator inside the refrigerator in addition to the evaporator inside the freezer. Instead of receiving air that is blown in from the freezer, the refrigerator evaporates refrigerant at the temperature it requires. This creates more optimum climates for fresh and frozen food.

### HOW IT WORKS

In a sequential dual evaporator system, the compressor pumps refrigerant through a sensor-driven control valve that directs the refrigerant to either the refrigerator or freezer evaporator on demand.

Refrigerant From Compressor

To Freezer

To Refrigerator







# WHY HUMIDITY IS IMPORTANT

Culinary professionals understand that a failure to maintain the taste and texture of fresh and frozen ingredients is usually a humidity problem, not a temperature problem.



Dual evaporators allow cold, dry air from the freezer to stay in the freezer and cool, moist air in the refrigerator to stay in the refrigerator.

Even with dedicated drawers, sharing air between compartments compromises humidity levels in both.

IN THE FREEZER

## LOW HUMIDITY REDUCES FREEZER BURN

With sequential dual evaporators, cold, dry air from the freezer (-10°F) does not mix with humid refrigerator air, reducing frost formation on ice cream and freezer burn in meats. Since no air mixes between the freezer and refrigerator, no odors transfer between compartments.

IN THE REFRIGERATOR

## PRODUCE NEEDS HUMIDITY

Fruits and vegetables are composed mostly of water – with some containing as much as 96% water. To keep them fresh, they need to be stored in high humidity conditions. Having higher humidity in the refrigerator is particularly helpful for certain produce items.

From the farmer's market to the grocery store, there is a hunger to get educated about food. A KitchenAid® built-in refrigerator with the Preserva® Food Care System helps optimize taste and texture, which means buying fresh ingredients with less concern about food spoilage.





# THE SCIENCE BEHIND KEEPING PRODUCE FRESH



**Ethylene** is an odorless gas that is a natural by-product of the ripening process.

A common consumer behavior is to use two crispers to divide fruits and vegetables. While this is a good guideline, it still is not the best way to keep produce fresh. This is due to the presence of ethylene.



## ETHYLENE-PRODUCING FOODS

Some produce, like apples, pears and avocados continue to ripen after they are picked and emit ethylene. These items should be stored with each other.

## ETHYLENE-SENSITIVE FOODS


Other produce, like lettuce, broccoli and watermelon, do not continue to ripen after they are picked, and will over-ripen if stored with ethylene producing foods in an enclosed space such as a crisper drawer.



## PRODUCE PRESERVER

The Produce Preserver uses ethylene-absorption technology to help delay over-ripening of certain fruits and vegetables.\* Place this cartridge in the crisper where ethylene-producing foods will be stored.

\* Based on commonly purchased produce. For optimal performance, replace the Produce Preserver every six months.



A **visual indicator** lets you know when the ethylene filter should be replaced.



## CLEARING THE AIR ABOUT ODOR TRANSFER

No matter how diligently you clean your refrigerator, food can spoil leaving unwanted odors and potentially bacteria that can transfer between foods. However, food spoilage is not the only cause of refrigerator odors. When entertaining, it's common to stage platters of fresh ingredients inside the refrigerator. These items can introduce odors that can transfer to other food even if they're only stored in the refrigerator for a short time.



The FreshFlow™ Air Filter is **15 times more effective** than baking soda at reducing common food odors.

### BAKING SODA

Takes up space on a shelf or in a drawer

Replace every month for odor removal (recommended)

### FRESHFLOW™ AIR FILTER

Integrated into the refrigerator compartment so it doesn't take up shelf space

Lasts six months between filter changes

### FRESHFLOW™ AIR FILTER

The FreshFlow™ Air Filter uses activated carbon to reduce bacteria and refrigerator odors – like onions, garlic and fish – that can undermine flavor.

For optimal performance, replace the FreshFlow™ Air Filter every six months.







# FRESH DESIGN THAT SHOWS GREAT TASTE

KitchenAid is known for developing innovative features that help meet unmet consumer needs. With the kitchen being such an integral part of entertaining, we've created a reason that will be appreciated every time guests take a look inside.

## INDUSTRY-EXCLUSIVE PLATINUM INTERIOR

A glossy platinum finish on the interior walls of the refrigerator and freezer offers an attractive, elegant look that is a welcome contrast to a traditional white interior.

## DESIGNED TO LAST - JUST WHAT YOU'D EXPECT FROM KITCHENAID BRAND

The platinum finish consists of three layers that are applied by a one-pass, rolled-on system to create an appliance-grade coating. This ensures that the finish will hold up to nicks and scratches.

- Polyester Top Coat
- Urethane Primer
- Polyester Backer
- Refrigerator Cabinet

The industry-exclusive platinum finish makes colors appear to be more vibrant.







# BRIGHT IDEAS FOR **FOOD STORAGE**

Efficient LED lighting gradually increases to full intensity, similar to theater lighting. The lights are purposefully placed at 10 areas in the refrigerator, with an additional two lights in the freezer.



LED lighting illuminates the refrigerator and freezer compartments to make finding items easier.

## SEE FOOD THE WAY IT WAS MEANT TO BE SEEN

Clear, spill-resistant glass shelves are easy to clean and help prevent messes from spilling over into other parts of the refrigerator. The shelf edges are nano-etched with a finely textured surface that helps contain spills, and lets you use the whole shelf from edge-to-edge.

The **door bins** feature a clear front with metallic trim to match the interior of the refrigerator compartment.



Dedicated Ice Bin in Freezer



**Metallic accents** are elegant complements to the industry-exclusive finish.



# CONFIGURATIONS THAT **MAXIMIZE SPACE**

## FRENCH DOOR

KitchenAid® French door refrigerators are available in both 42-inch wide and 36-inch wide configurations.

## BOTTOM-FREEZER

Bottom-freezer refrigerators feature a classic design that makes it easy to reach everything in the refrigerator while providing multi-level freezer storage. Separate left- or right-hand door swings are available to fit the layout of a kitchen.



36-inch wide refrigerators make up the **largest segment** of built-in bottom-freezer refrigerators.

42-inch wide refrigerators offer a **wide, uninterrupted space** to take maximum advantage of the French door design.



KitchenAid® built-in refrigerators offer surprising design versatility. In kitchens where the refrigerator is the focal point, the professional look of stainless steel is the preferred option. Our distinct handle design matches the complete KitchenAid® appliance suite.



## DISPLAY OR HIDE? THE CHOICE IS YOURS

In kitchens where a more integrated look is desired, these built-in refrigerators also accept custom overlay panels that can match surrounding cabinets. With a custom panel, handles can be selected to match cabinet pulls. Custom panels are not included and should be made by a qualified cabinetmaker or carpenter.



A popular option in large kitchens is to install two 36-inch models side-by-side for **72 inches of refrigerator storage**.



Every French door and bottom-freezer refrigerator is available with either a **platinum or white interior**.





## PREMIUM FEATURES

### 1 AUTOMATIC ICE MAKER

Ensures that you have a constant supply of ice for entertaining. The ice maker connects to the refrigerator with a water line.

### 2 SATINGLIDE® SYSTEM WITH SOFT SELF-CLOSING DRAWERS

Uses space-efficient, under-mounted pans with rollers and glides as well as a soft-close mechanism for satisfyingly smooth operation.

### 3 ADJUSTABLE SPILL-RESISTANT GLASS SHELVES

Feature raised edges that help prevent spills from spreading throughout the refrigerator and provide added visibility. Shelves can be changed to different locations.

### AQUASENSE™ BASE-GRILLE FILTRATION SYSTEM

The push-button design makes the filter easy to remove and replace while maintaining usable refrigerator space.

### EVERYDROP® FILTER BY WHIRLPOOL® WATER

The EveryDrop® Ice & Water Refrigerator Filter is NSF certified to reduce the most contaminants\* and filters approximately 200 gallons between filter changes.

\* Based on NSF rated 6 month refrigerator filters flowing .50 gpm - .60 gpm.



#### 4 INTUITIVE CONTROLS

Make it easy to precisely adjust the temperature of both the refrigerator and freezer as well as allow the selection of one of four temperature levels for the pantry drawer.

#### 5 MAX ICE

Speeds up the ice production rate during times when a large amount of ice is needed for entertaining. The feature will stay active for 24 hours unless manually turned off.

#### 6 MAX COOL

Automatically drops the temperatures in refrigerator and freezer compartments to their lowest settings when adding a full grocery load, when the doors are being frequently opened and closed, or when the room temperature may be higher.

#### SABBATH MODE

When activated, this option turns off all non-essential functions in the refrigerator while not in use. It also modifies how often the compressor runs to maximize efficiency and save energy.

#### ENERGY STAR® QUALIFIED\*

Refrigerators that meet these requirements exceed minimum federal energy standards.

\* On select models.

#### DUAL MAGNA SEAL™ GASKET SYSTEM

A magnetic strip built into the refrigerator door gasket creates a tight seal when coupled with a magnetized cabinet frame.





# BOTTOM-FREEZER REFRIGERATORS



**KBFN406E - 36"**



**KBFN506E - 36"**



**KBFN402E - 42"**



**KBFN502E - 42"**



**KBBR206E - 36"**  
**KBBL206E - 36"**



**KBBR306E - 36"**  
**KBBL306E - 36"**

## CONFIGURATION

- French Door

## CONFIGURATION

- French Door

## CONFIGURATION

- French Door

## CONFIGURATION

- French Door

## CONFIGURATION

- Bottom-Freezer
- Right-Hand Door Swing (KBBR206E)
- Left-Hand Door Swing (KBBL206E)

## CONFIGURATION

- Bottom-Freezer
- Right-Hand Door Swing (KBBR306E)
- Left-Hand Door Swing (KBBL306E)

## COLORS

- Stainless Steel (SS)
- Panel-Ready (PA)

## COLORS

- Stainless Steel (SS)
- Panel-Ready (PA)

## COLORS

- Stainless Steel (SS)
- Panel-Ready (PA)

## COLORS

- Stainless Steel (SS)
- Panel-Ready (PA)

## COLORS

- Stainless Steel (SS)
- Panel-Ready (PA)

## COLORS

- Stainless Steel (SS)
- Panel-Ready (PA)

## CAPACITY (Cu. Ft.)

- 20.8 Total Volume

## CAPACITY (Cu. Ft.)

- 20.8 Total Volume

## CAPACITY (Cu. Ft.)

- 24.2 Total Volume

## CAPACITY (Cu. Ft.)

- 24.2 Total Volume

## CAPACITY (Cu. Ft.)

- 20.9 Total Volume

## CAPACITY (Cu. Ft.)

- 20.9 Total Volume

## PRESERVA® FOOD CARE SYSTEM

- Sequential Dual Evaporators
- FreshFlow™ Air Filter
- Produce Preserver

## PRESERVA® FOOD CARE SYSTEM

- Sequential Dual Evaporators
- FreshFlow™ Air Filter
- Produce Preserver

## PRESERVA® FOOD CARE SYSTEM

- Sequential Dual Evaporators
- FreshFlow™ Air Filter
- Produce Preserver

## PRESERVA® FOOD CARE SYSTEM

- Sequential Dual Evaporators
- FreshFlow™ Air Filter
- Produce Preserver

## PRESERVA® FOOD CARE SYSTEM

- Sequential Dual Evaporators
- FreshFlow™ Air Filter
- Produce Preserver

## PRESERVA® FOOD CARE SYSTEM

- Sequential Dual Evaporators
- FreshFlow™ Air Filter
- Produce Preserver



### PERFORMANCE FEATURES

- Adaptive Defrost System
- Automatic Ice Maker
- AquaSense™ Base-Grille Filtration System
- EveryDrop® Ice/Water Filter

### PERFORMANCE FEATURES

- Adaptive Defrost System
- Automatic Ice Maker
- AquaSense™ Base-Grille Filtration System
- EveryDrop® Ice/Water Filter

### PERFORMANCE FEATURES

- Adaptive Defrost System
- Automatic Ice Maker
- AquaSense™ Base-Grille Filtration System
- EveryDrop® Ice/Water Filter

### PERFORMANCE FEATURES

- Adaptive Defrost System
- Automatic Ice Maker
- AquaSense™ Base-Grille Filtration System
- EveryDrop® Ice/Water Filter

### PERFORMANCE FEATURES

- Adaptive Defrost System
- Automatic Ice Maker
- AquaSense™ Base-Grille Filtration System
- EveryDrop® Ice/Water Filter

### PERFORMANCE FEATURES

- Adaptive Defrost System
- Automatic Ice Maker
- AquaSense™ Base-Grille Filtration System
- EveryDrop® Ice/Water Filter

### CONTROL FEATURES

- °F/°C Temperature Display
- Over Temperature Alarm
- Door Alarm
- Water Filtration Status Indicator
- Max Ice
- Max Cool
- Sabbath Mode (Star-K Certified)

### CONTROL FEATURES

- °F/°C Temperature Display
- Over Temperature Alarm
- Door Alarm
- Water Filtration Status Indicator
- Max Ice
- Max Cool
- Sabbath Mode (Star-K Certified)

### CONTROL FEATURES

- °F/°C Temperature Display
- Over Temperature Alarm
- Door Alarm
- Water Filtration Status Indicator
- Max Ice
- Max Cool
- Sabbath Mode (Star-K Certified)

### CONTROL FEATURES

- °F/°C Temperature Display
- Over Temperature Alarm
- Door Alarm
- Water Filtration Status Indicator
- Max Ice
- Max Cool
- Sabbath Mode (Star-K Certified)

### CONTROL FEATURES

- °F/°C Temperature Display
- Over Temperature Alarm
- Door Alarm
- Water Filtration Status Indicator
- Max Ice
- Max Cool
- Sabbath Mode (Star-K Certified)

### CONTROL FEATURES

- °F/°C Temperature Display
- Over Temperature Alarm
- Door Alarm
- Water Filtration Status Indicator
- Max Ice
- Max Cool
- Sabbath Mode (Star-K Certified)

### DESIGN FEATURES

- ClearVue™ LED Theater Lighting
- Adjustable Spill-Resistant Glass Shelves
- SatinGlide® System with Soft Self-Closing Drawers
- ClearVue™ Door Bins with Window
- Metallic Trim
- Gallon Door Storage
- Front-Adjustable Leveling Legs
- White Interior

### DESIGN FEATURES

- ClearVue™ LED Theater Lighting
- Adjustable Spill-Resistant Glass Shelves
- SatinGlide® System with Soft Self-Closing Drawers
- ClearVue™ Door Bins with Window
- Metallic Trim
- Gallon Door Storage
- Front-Adjustable Leveling Legs
- **Platinum Interior**

### DESIGN FEATURES

- ClearVue™ LED Theater Lighting
- Adjustable Spill-Resistant Glass Shelves
- SatinGlide® System with Soft Self-Closing Drawers
- ClearVue™ Door Bins with Window
- Metallic Trim
- Gallon Door Storage
- Front-Adjustable Leveling Legs
- White Interior

### DESIGN FEATURES

- ClearVue™ LED Theater Lighting
- Adjustable Spill-Resistant Glass Shelves
- SatinGlide® System with Soft Self-Closing Drawers
- ClearVue™ Door Bins with Window
- Metallic Trim
- Gallon Door Storage
- Front-Adjustable Leveling Legs
- **Platinum Interior**

### DESIGN FEATURES

- ClearVue™ LED Theater Lighting
- Adjustable Spill-Resistant Glass Shelves
- SatinGlide® System with Soft Self-Closing Drawers
- ClearVue™ Door Bins with Window
- Metallic Trim
- Gallon Door Storage
- Front-Adjustable Leveling Legs
- White Interior

### DESIGN FEATURES

- ClearVue™ LED Theater Lighting
- Adjustable Spill-Resistant Glass Shelves
- SatinGlide® System with Soft Self-Closing Drawers
- ClearVue™ Door Bins with Window
- Metallic Trim
- Gallon Door Storage
- Front-Adjustable Leveling Legs
- **Platinum Interior**

### ENERGY EFFICIENCY

- **ENERGY STAR® Qualified**

### ENERGY EFFICIENCY

- ENERGY STAR® Qualified

### ENERGY EFFICIENCY

- ENERGY STAR® Qualified

### ENERGY EFFICIENCY

- ENERGY STAR® Qualified

Red text = step-up feature

# SIDE-BY-SIDE REFRIGERATORS



## **EXTENDFRESH™ PLUS** TEMPERATURE MANAGEMENT SYSTEM

Independently monitors temperatures inside the refrigerator and freezer to minimize swings that can affect preservation.



## **CONFIGURATION AND DESIGN OPTIONS**

Models are available with or without an external ice and water dispenser. There are models that accept custom overlay panels (sold separately) for an integrated look.









# SIDE-BY-SIDE REFRIGERATORS



KBSN602E - 42"

## COLORS

- Stainless Steel (SS)
- Panel-Ready (PA)

## CAPACITIES (Cu. Ft.)

- 25.48 Total Volume

## PERFORMANCE FEATURES

- ExtendFresh™ Plus Temperature Management System
- On Demand Pulsed Defrost System
- Automatic Ice Maker
- AquaSense™ Base-Grille Filtration System
- EveryDrop® Ice/Water Filter
- Produce Preserver



KBSN608E - 48"

## COLORS

- Stainless Steel (SS)
- Panel-Ready (PA)

## CAPACITIES (Cu. Ft.)

- 30.01 Total Volume

## PERFORMANCE FEATURES

- ExtendFresh™ Plus Temperature Management System
- On Demand Pulsed Defrost System
- Automatic Ice Maker
- AquaSense™ Base-Grille Filtration System
- EveryDrop® Ice/Water Filter
- Produce Preserver



KBSD606E - 36"

## COLORS

- Stainless Steel (SS)

## CAPACITIES (Cu. Ft.)

- 20.8 Total Volume

## THROUGH-THE-DOOR ICE & WATER DISPENSER

- Light-Touch Controls
- Measured Fill

## PERFORMANCE FEATURES

- ExtendFresh™ Plus Temperature Management System
- On Demand Pulsed Defrost System
- Automatic Ice Maker
- AquaSense™ Base-Grille Filtration System
- EveryDrop® Ice/Water Filter
- Produce Preserver



KBSD602E - 42"

## COLORS

- Stainless Steel (SS)

## CAPACITIES (Cu. Ft.)

- 25.02 Total Volume

## THROUGH-THE-DOOR ICE & WATER DISPENSER

- Light-Touch Controls
- Measured Fill

## PERFORMANCE FEATURES

- ExtendFresh™ Plus Temperature Management System
- On Demand Pulsed Defrost System
- Automatic Ice Maker
- AquaSense™ Base-Grille Filtration System
- EveryDrop® Ice/Water Filter
- Produce Preserver



KBSD608E - 48"

## COLORS

- Stainless Steel (SS)

## CAPACITIES (Cu. Ft.)

- 29.52 Total Volume

## THROUGH-THE-DOOR ICE & WATER DISPENSER

- Light-Touch Controls
- Measured Fill

## PERFORMANCE FEATURES

- ExtendFresh™ Plus Temperature Management System
- On Demand Pulsed Defrost System
- Automatic Ice Maker
- AquaSense™ Base-Grille Filtration System
- EveryDrop® Ice/Water Filter
- Produce Preserver

Red text = step-up feature

### CONTROL FEATURES

- °F/°C Temperature Display
- Over Temperature Alarm
- Door Alarm
- Water Filter Status Indicator
- Max Ice
- Max Cool
- Sabbath Mode (Star-K Certified)

### CONTROL FEATURES

- °F/°C Temperature Display
- Over Temperature Alarm
- Door Alarm
- Water Filter Status Indicator
- Max Ice
- Max Cool
- Sabbath Mode (Star-K Certified)

### CONTROL FEATURES

- °F/°C Temperature Display
- Over Temperature Alarm
- Door Alarm
- Water Filter Status Indicator
- Max Ice
- Max Cool
- Sabbath Mode (Star-K Certified)

### CONTROL FEATURES

- °F/°C Temperature Display
- Over Temperature Alarm
- Door Alarm
- Water Filter Status Indicator
- Max Ice
- Max Cool
- Sabbath Mode (Star-K Certified)

### CONTROL FEATURES

- °F/°C Temperature Display
- Over Temperature Alarm
- Door Alarm
- Water Filter Status Indicator
- Max Ice
- Max Cool
- Sabbath Mode (Star-K Certified)

### DESIGN FEATURES

- PrintShield™ Finish
- ClearVue™ LED Theater Lighting
- Adjustable Spill-Resistant Glass Shelves
- ClearVue™ SatinGlide® Crispers
- Deli Drawer
- ClearVue™ Slide N Lock™ Door Bins
- Metallic Trim
- Gallon Door Storage
- Four Adjustable Freezer Shelves
- Three Wire Freezer Baskets
- Front-Adjustable Leveling Legs
- Dual Magna Seal™ Gasket System

### DESIGN FEATURES

- PrintShield™ Finish
- ClearVue™ LED Theater Lighting
- Adjustable Spill-Resistant Glass Shelves
- ClearVue™ SatinGlide® Crispers
- Deli Drawer
- ClearVue™ Slide N Lock™ Door Bins
- Metallic Trim
- Gallon Door Storage
- Four Adjustable Freezer Shelves
- Three Wire Freezer Baskets
- Front-Adjustable Leveling Legs
- Dual Magna Seal™ Gasket System

### DESIGN FEATURES

- PrintShield™ Finish
- ClearVue™ LED Theater Lighting
- Adjustable Spill-Resistant Glass Shelves
- ClearVue™ SatinGlide® Crispers
- Deli Drawer
- ClearVue™ Slide N Lock™ Door Bins
- Metallic Trim
- Gallon Door Storage
- Four Adjustable Freezer Shelves
- Three Wire Freezer Baskets
- Front-Adjustable Leveling Legs
- Dual Magna Seal™ Gasket System

### DESIGN FEATURES

- PrintShield™ Finish
- ClearVue™ LED Theater Lighting
- Adjustable Spill-Resistant Glass Shelves
- ClearVue™ SatinGlide® Crispers
- Deli Drawer
- ClearVue™ Slide N Lock™ Door Bins
- Metallic Trim
- Gallon Door Storage
- Four Adjustable Freezer Shelves
- Three Wire Freezer Baskets
- Front-Adjustable Leveling Legs
- Dual Magna Seal™ Gasket System

### DESIGN FEATURES

- PrintShield™ Finish
- ClearVue™ LED Theater Lighting
- Adjustable Spill-Resistant Glass Shelves
- ClearVue™ SatinGlide® Crispers
- Deli Drawer
- ClearVue™ Slide N Lock™ Door Bins
- Metallic Trim
- Gallon Door Storage
- Four Adjustable Freezer Shelves
- Three Wire Freezer Baskets
- Front-Adjustable Leveling Legs
- Dual Magna Seal™ Gasket System

### ENERGY EFFICIENCY

- ENERGY STAR® Qualified

### ENERGY EFFICIENCY

- ENERGY STAR® Qualified

### ENERGY EFFICIENCY

- ENERGY STAR® Qualified

Red text = step-up feature

**SPECIALTY  
REFRIGERATION**

**SPECIALTY  
REFRIGERATORS**

**REFRIGERATOR  
DRAWERS**

**BEVERAGE  
CENTERS**

**WINE CELLARS**

**AUTOMATIC  
ICE MAKERS**







Installation Options

▲ Refrigerators/Drawers  
▼ Premium Features

▲ Beverage/Wine Cellars  
▼ Premium Features

▲ Automatic Ice Makers  
▼ Premium Features

Model Lineup

**SPECIALTY  
REFRIGERATION**



# TAKE REFRIGERATION BEYOND THE KITCHEN

More consumers are remodeling their homes and want to have refreshments where they cook and entertain. Whether it's the wine enthusiast who wants to preserve the quality of their collection, or the entertainer who simply desires to have food and/or beverages close at hand, KitchenAid® specialty refrigeration provides stylish and versatile appliance options that can extend beyond the kitchen to turn virtually any room into an entertaining zone.



Home Theater  
Island/Prep Area

Mini Bar  
Home Office

Fitness Room  
Garage

Outdoor Patio  
Basement

## THE PERFECT PAIR

The modular design of KitchenAid® specialty refrigeration products creates an opportunity to pair two or more appliances in different areas of the home, particularly in large homes that have a smaller kitchen. Another option is to place two specialty appliances next to each other so the doors swing open similar to a side-by-side or French door refrigerator.







**Ice makers** come in 15- or 18-inch widths making them an ideal option in narrow spaces like the end of a cabinet run.

## BUILT-IN INSTALLATIONS

Most specialty refrigeration appliances are 24 inches wide, allowing them to fit in the space of a standard base cabinet.

Overlay panel-ready models accept custom panels, giving specialty refrigeration appliances a more integrated look with surrounding cabinets. Models with glass inserts accept an overlay-style frame. Custom panels and handles must be ordered separately.



## FREESTANDING INSTALLATIONS

Although most often considered as part of a built-in design, specialty refrigeration appliances have the option of adding stainless steel side panels to create a more finished look in installations where one or both sides will be visible.







# RETHINK THE REFRIGERATOR

Whether or not the refrigerator is a focal point of a kitchen, specialty refrigerators and drawer refrigerators can be simple, elegant solutions to bring refreshments into areas that fit lifestyles.

## SPECIALTY REFRIGERATORS

In the kitchen or in the home theater, an under counter refrigerator allows essential beverages and appetizers to be close at hand so that guests can truly make themselves at home. The 24-inch design allows them to fit in the space of a common base cabinet.



Select refrigerators feature a window in the door that is enhanced by proximity-activated Auto-Light Interior LED Lighting.



A drawer refrigerator **in an island** is an easy way to keep prep ingredients close at hand.

## DOUBLE-DRAWER REFRIGERATORS

Double-drawer refrigerators provide supplemental refrigeration in the space of a 24-inch base cabinet. Each drawer is deep enough to hold large, bulky items. And with two drawers, food can be organized for preparation or entertaining.

## DOUBLE-DRAWER REFRIGERATOR/FREEZER COMBINATIONS

Two independent drawers create options for managing storage of frozen and refrigerated foods. The combination also features an automatic ice maker and base-grille water filtration system with an EveryDrop® Ice & Water Filter.





# PREMIUM FEATURES

## SPECIALTY REFRIGERATORS

### 1 AUTO-LIGHT INTERIOR LED LIGHTING

Proximity-activated lighting makes it easy to find items without having to open the door. Top-mounted LED lights ramp on when approaching the appliance, and gradually turn off when not needed.

### 2 TOUCH CONTROLS

An easy-to-use electronic interface that allows pleasant and precise control over temperatures and settings.

### UV-PROTECTED THERMAL GLASS DOOR

Ultraviolet (UV) rays can cause internal temperatures to rise beyond their set point which can damage wine. UV protection on the door filters UV rays to help maintain the internal temperature.

### SATINGLIDE® METAL-FRONT RACKS

Provide smooth movement even when fully loaded and feature a canted design that allows bottles to be stored end to end.

### SPILL-RESISTANT GLASS SHELVES

Help contain spills and stop them from spreading within the refrigerator.

## DRAWER REFRIGERATORS

### 3 TOUCH CONTROLS

An easy-to-use electronic interface that allows pleasant and precise control over temperatures and settings.

### AUTOMATIC ICE MAKER

Ensures a consistent supply of ice for entertaining or any occasion.



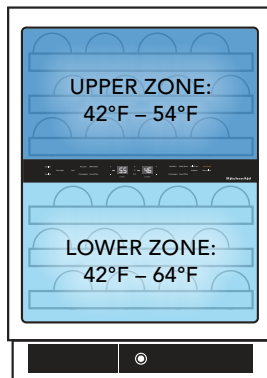
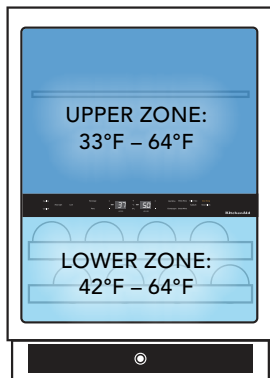




# TWO ARE BETTER THAN ONE

## TRUE INDEPENDENT TEMPERATURE ZONES

With two truly independent temperature zones, KitchenAid® beverage centers and wine cellars help optimize storage for different types of wines as well as fresh food items that require different climates.



The **Beverage Center** is ideal for garnishes and beverage cans while still leaving room for multiple bottles of wine.

The **Wine Cellar** is for anyone who enjoys wine. With a 46-bottle capacity, there's plenty of reasons to stock up on personal favorites.







# PREMIUM FEATURES

## 1 TOUCH CONTROLS

An easy-to-use electronic interface that allows precise control over temperatures and settings.

## 2 AUTO-LIGHT INTERIOR LED LIGHTING

Proximity-activated lighting makes it easy to find items without having to open the door. Top-mounted LED lights ramp on when approaching the appliance, and gradually turn off when not needed.

## 3 SATINGLIDE® CANTED RACKS

Provide smooth movement even when fully loaded and feature a canted design that allows bottles to be stored end to end. Depending on the model, the racks have a wood or metal front.

## UV-PROTECTED THERMAL GLASS DOOR

Ultraviolet (UV) rays can cause internal temperatures to rise beyond their set point which can damage wine. UV protection on the door filters UV rays to help maintain the internal temperature.


## CAPACITY

Allows convenient storage and display of favorite wines.

**Beverage Center:** 14 wine bottles  
**Wine Cellar:** 46 wine bottles

## SPILL-RESISTANT GLASS SHELF

The beverage center has a shelf which helps contain spills and stop them from spreading within the refrigerator.





# THE CLEAR WAY TO ICE THE PARTY

Consumers who purchase ice makers prefer KitchenAid® Clear Ice, which is favored for its versatility and premium qualities that are perfect for entertaining. And with 50 pounds of ice produced per 24 hours\*, the ice will last as long as the party!



Clear Cubes for Attractive Drink Presentation

Slow Melt Rate so Beverages Won't Water Down Quickly

Gets Drinks Colder Faster

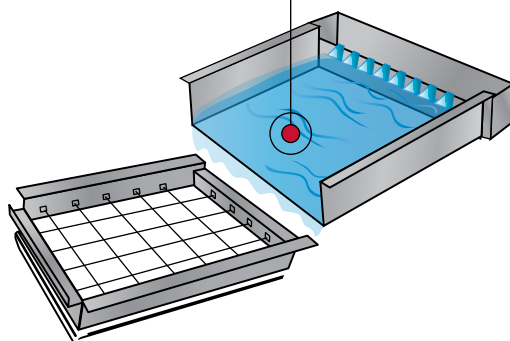
Perfect for Mixed Drinks and Soft Drinks

Perfect for Ice Chests

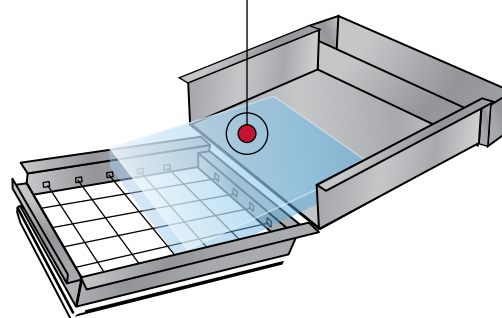


## HERE'S HOW KITCHENAID® ICE MAKERS MAKE THE MOST PREFERRED ICE\*\*

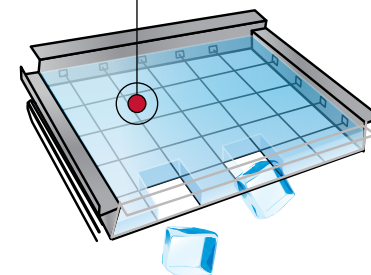
Fresh, filtered water enters the machine and is constantly circulated over a freezing plate. As the water freezes, the minerals are rejected. This produces a sheet of ice with a low mineral content.



When the desired thickness is reached, the ice sheet is released and slides onto a cutter grid.



The grid divides the sheet into individual  $\frac{3}{4}$ " x  $\frac{3}{4}$ " x  $\frac{1}{2}$ " cubes. The water containing the minerals drains out of the ice maker after each freezing cycle.



\* When Max Ice is selected. / \*\* Among leading brands based on third party survey testing.



## PREMIUM FEATURES

### 1 ICE CAPACITY

Ensures a generous supply of fresh ice is conveniently at your fingertips.

**18-inch models:** Holds 35 lbs. of ice

**15-inch models:** Holds 25 lbs. of ice

### INTEGRATED FILTER

This feature helps ensure great-tasting clear ice cubes and a clean, efficient ice maker by filtering sediment in the water and helping to prevent scale formation.

### DROP-DOWN DOOR

A door style that pulls down from the front, removing any side hinges and eliminating the need to accommodate them when installing with adjoining cabinetry.

### MAX ICE

Selecting this option accelerates ice production by 56%, compared to normal mode, when ice is needed quickly.

### 3-YEAR LIMITED WARRANTY

One of the strongest warranties in the industry helps ensure purchase satisfaction and covers the entire product with a limited parts and labor warranty for the first three years and includes a limited (parts only) warranty on the sealed refrigeration system for the 4th and 5th year.

### FACTORY-INSTALLED DRAIN PUMP

Allows installation within 10 feet of a drain, in any direction.



## ENHANCE YOUR OUTDOOR ENTERTAINING

Our outdoor-rated model (KUIO18NNZ) features a weather-resistant design that includes welded stainless steel construction, which is one reason it's UL-approved for outdoor use.





# UNDERCOUNTER REFRIGERATOR / REFRIGERATOR DRAWERS



KURR104E  
KURL104E

## CONFIGURATION

- Undercounter Refrigerator
- Right-Hand Door Swing (KURR104E)
- Left-Hand Door Swing (KURL104E)

## COLORS

- Stainless Steel (SB)
- Panel-Ready (PA)

## CAPACITIES

- 4.9 Cu. Ft.



KURR204E  
KURL204E

## CONFIGURATION

- Undercounter Refrigerator
- Right-Hand Door Swing (KURR204E)
- Left-Hand Door Swing (KURL204E)

## COLORS

- Stainless Steel (SB)

## CAPACITIES

- 5.1 Cu. Ft.



KURR304E  
KURL304E

## CONFIGURATION

- Undercounter Refrigerator
- Right-Hand Door Swing (KURR304E)
- Left-Hand Door Swing (KURL304E)

## COLORS

- Stainless Steel (SS)

## CAPACITIES

- 5.1 Cu. Ft.



KUDR204E

## CONFIGURATION

- Refrigerator Drawers

## COLORS

- Stainless Steel (SS)
- Panel-Ready (PA)

## CAPACITIES

- 4.7 Cu. Ft. (2.5 Cu. Ft. Upper Drawer and 2.2 Cu. Ft. Lower Drawer)



KUDF204E

## CONFIGURATION

- Refrigerator/Freezer Drawers

## COLORS

- Stainless Steel (SS)
- Panel-Ready (PA)

## CAPACITIES

- 4.7 Cu. Ft. (2.5 Cu. Ft. Upper Drawer and 2.2 Cu. Ft. Lower Drawer)

#### PERFORMANCE FEATURES

- Adjustable Temperature Control
- Auto Defrost
- Max Cool

#### PERFORMANCE FEATURES

- Adjustable Temperature Control
- Auto Defrost
- Max Cool
- **UV-Protected Thermal Glass Door**

#### PERFORMANCE FEATURES

- Adjustable Temperature Control
- Auto Defrost
- Max Cool
- UV-Protected Thermal Glass Door

#### PERFORMANCE FEATURES

- Two Refrigerator Drawers
- Auto Defrost
- Max Cool
  
- Sabbath Mode
- Temperature Presets (Upper Drawer: *Produce/Beverage/Assorted/Meat*)
- Temperature Presets (Lower Drawer: *Produce/Beverage/Assorted/Meat*)

#### PERFORMANCE FEATURES

- Refrigerator/Freezer Drawers
- Auto Defrost
- Max Cool
- Automatic Ice Maker w/EveryDrop® Ice & Water Filter
- Sabbath Mode
- Temperature Presets (Upper Drawer: *Produce/Beverage/Assorted/Meat*)
- Temperature Presets (Lower Drawer: *Soft Serve/Assorted/Spirits/Deep Freeze*)

#### DESIGN FEATURES

- 2 Fixed Full-Depth Spill-Resistant Glass Shelves (Black Front)
- ¾-Depth Spill-Resistant Glass Shelf (Black Front)
- Clear Door Bins
- LED Interior Lighting
  
- Capacitive Touch Controls
  
- Built-In or Freestanding Installation
- Adjustable Leveling Legs
- Magnetic Door Gasket

#### DESIGN FEATURES

- 2 Fixed Full-Depth Spill-Resistant Glass Shelves (Black Front)
- ¾-Depth Spill-Resistant Glass Shelf (Black Front)
- **Proximity-Activated LED Interior Lighting**
- Capacitive Touch Controls
  
- Built-In or Freestanding Installation
- Adjustable Leveling Legs
- Magnetic Door Gasket

#### DESIGN FEATURES

- 2 Fixed Full-Depth Spill-Resistant Glass Shelves (**Stainless Steel Front**)
- ¾-Depth Spill-Resistant Glass Shelf (**Stainless Steel Front**)
- Proximity-Activated LED Interior Lighting
- Capacitive Touch Controls
- **Stainless Steel Cabinet and Base Grille**
- Built-In or Freestanding Installation
- Adjustable Leveling Legs
- Magnetic Door Gasket

#### DESIGN FEATURES

- Full-Width Drawer Mats
  
- Drawer Dividers
- LED Interior Lighting
  
- Capacitive Touch Controls
- Black Cabinet Exterior
  
- Built-In or Freestanding Installation
- Adjustable Leveling Legs

#### DESIGN FEATURES

- Full-Width Drawer Mats
  
- Drawer Dividers
- LED Interior Lighting
  
- Capacitive Touch Controls
- Black Cabinet Exterior
  
- Built-In or Freestanding Installation
- Adjustable Leveling Legs

Red text = step-up feature



# BEVERAGE CENTERS / WINE CELLARS



**KUBR204E**  
**KUBL204E**

## CONFIGURATION

- Beverage Center
- Right-Hand Door Swing (KUBR204E)
- Left-Hand Door Swing (KUBL204E)

## COLORS

- Stainless Steel (SS)
- Panel-Ready (PA)

## CAPACITIES

- 4.8 Cu. Ft. / 14 Wine Bottle

## PERFORMANCE FEATURES

- Two Temperature-Controlled Zones
- Auto Defrost
- UV-Protected Thermal Glass Door

## DESIGN FEATURES

- Spill-Resistant Glass Shelf
- SatinGlide® Extendable Racks with Stainable Maple Trim (Oil Based)
- 2 Canted Wine Racks
- Capacitive Touch Controls
- Proximity-Activated LED Interior Lighting
- Built-In or Freestanding Installation
- Adjustable Leveling Legs



**KUBR304E**  
**KUBL304E**

## CONFIGURATION

- Beverage Center
- Right-Hand Door Swing (KUBR304E)
- Left-Hand Door Swing (KUBL304E)

## COLORS

- Stainless Steel (SS)

## CAPACITIES

- 4.8 Cu. Ft. / 14 Wine Bottle

## PERFORMANCE FEATURES

- Two Temperature-Controlled Zones
- Auto Defrost
- UV-Protected Thermal Glass Door

## DESIGN FEATURES

- Spill-Resistant Glass Shelf with Metal Trim
- SatinGlide® Extendable Racks with Metal Trim
- 2 Canted Wine Racks
- Capacitive Touch Controls
- Proximity-Activated LED Interior Lighting
- Built-In or Freestanding Installation
- Adjustable Leveling Legs



**KUWR204E**  
**KUWL204E**

## CONFIGURATION

- Wine Cellar
- Right-Hand Door Swing (KUWR204E)
- Left-Hand Door Swing (KUWL204E)

## COLORS

- Stainless Steel (SS)
- Panel-Ready (PA)

## CAPACITIES

- 4.7 Cu. Ft. / 46 Wine Bottle

## PERFORMANCE FEATURES

- True Dual Temperature Zones
- Auto Defrost
- UV-Protected Thermal Glass Door

## DESIGN FEATURES

- SatinGlide® Extendable Racks with Stainable Maple Trim (Oil Based)
- 6 Canted Wine Racks
- Capacitive Touch Controls
- Proximity-Activated LED Interior Lighting
- Built-In or Freestanding Installation
- Adjustable Leveling Legs



**KUWR304E**  
**KUWL304E**

## CONFIGURATION

- Wine Cellar
- Right-Hand Door Swing (KUWR304E)
- Left-Hand Door Swing (KUWL304E)

## COLORS

- Stainless Steel (SS)

## CAPACITIES

- 4.7 Cu. Ft. / 46 Wine Bottle

## PERFORMANCE FEATURES

- True Dual Temperature Zones
- Auto Defrost
- UV-Protected Thermal Glass Door

## DESIGN FEATURES

- SatinGlide® Extendable Racks with Metal Trim
- 6 Canted Wine Racks
- Capacitive Touch Controls
- Proximity-Activated LED Interior Lighting
- Built-In or Freestanding Installation
- Adjustable Leveling Legs





# AUTOMATIC ICE MAKERS



**KUID308E/KUID508E - 18"**

**COLORS**

- Stainless Steel (SS)

**CAPACITIES**

- 35-lb. Storage Capacity
- Makes up to 50 lbs. per 24 Hours

**PERFORMANCE FEATURES**

- Clear Ice Technology
- Max Ice
- Integrated Filter
- Drain Pump – 1901A\*\* (KUID308E)  
Built-In Drain Pump (KUID508E)

**DESIGN FEATURES**

- 3-Year Limited Warranty
- Built-In or Freestanding Installation
- LED Lighting in Interior Bin



**KUIS18PNZ - 18"**

**COLORS**

- White (WH)
- Black (BL)

**CAPACITIES**

- 35-lb. Storage Capacity
- Makes up to 50 lbs. per 24 Hours

**PERFORMANCE FEATURES**

- Clear Ice Technology
- Max Ice
- Integrated Filter
- Built-In Drain Pump

**DESIGN FEATURES**

- 3-Year Limited Warranty
- Built-In or Freestanding Installation
- LED Lighting in Interior Bin



**KUIO18NNZ - 18"**

**COLORS**

- Stainless Steel (SS)

**CAPACITIES**

- 35-lb. Storage Capacity
- Makes up to 50 lbs. per 24 Hours

**PERFORMANCE FEATURES**

- Clear Ice Technology
- Max Ice
- Integrated Filter
- Drain Pump – 1901A\*\*

**DESIGN FEATURES**

- **UL Approved for Outdoor Use**
- 3-Year Limited Warranty
- Built-In or Freestanding Installation
- LED Lighting in Interior Bin



**KUIX305E/KUIX505E - 15"**

**COLORS**

- White (WH)\*
- Black (BL)\*
- Stainless Steel (SS)

**CAPACITIES**

- 25-lb. Storage Capacity
- Makes up to 50 lbs. per 24 Hours

**PERFORMANCE FEATURES**

- Clear Ice Technology
- Max Ice
- Integrated Filter
- Drain Pump – 1901A\*\* (KUIX305E)  
Built-In Drain Pump (KUIX505E)

**DESIGN FEATURES**

- 3-Year Limited Warranty
- Built-In or Freestanding Installation
- LED Lighting in Interior Bin



**KUIC15POZ - 15"**

**COLORS**

- Panel-Ready (PA)

**CAPACITIES**

- 25-lb. Storage Capacity
- Makes up to 50 lbs. per 24 Hours

**PERFORMANCE FEATURES**

- Clear Ice Technology
- Max Ice
- Integrated Filter
- Built-In Drain Pump

**DESIGN FEATURES**

- 3-Year Limited Warranty
- Built-In or Freestanding Installation
- LED Lighting in Interior Bin

Red text = step-up feature

\* Model KUIX305E only. / \*\* Not included.

# **KitchenAid®**

®/™ ©2015 KitchenAid. All rights reserved.  
All other trademarks are owned by their respective companies.  
Specifications are subject to change without notice.

8374BdZw415

BUILT-IN REFRIGERATION

**KitchenAid®**



KT140367C